



LUCIA

120V PENDANTS



SPECIFICATIONS:

DESCRIPTION

Cord-hung, cable-hung or stem-mount pendant with handcrafted glass diffuser.

LAMPING

Standard: 75W A19 120V incandescent, suitable for dimming, not included.

CFL: 18W 4-Pin CFL with non-dimming electronic ballast. 120V, lamp not included.

GU24 CFL: Self-ballasted GU24 lampholders. 18W max, 120V, lamp not included.

LED: 10W GU24 LED Lamp 120V, dimmable, included.

DIFFUSER

Shade shall be handcrafted glass of various decors. 6.25" Dia. x 7.25" H

Opening sizes: 42mm top.

SUSPENSION

Cord-hung: 10' SVT-type cord, complete with 5" decorative sleeve at the socketholder. Jacket coordinates with metal finish. Available on 1, 3 or 6 light canopies, shown on next page. Plated stamped steel construction. Bronze or Satin Nickel.

Cable-hung: 1x 10' aircraft-quality stainless steel cable support with 10' AWM-type cord. Jacket coordinates with metal finish. 5" Dia. dome canopy is plated stamped steel. Bronze or Satin Nickel.

Stem-mount: 4 connectable stem sections (3", 6", 12" and 18" lengths), 10' max. 5" Dia. canopy (with swivel) and stem sections are plated steel. Bronze or Satin Nickel.

MOUNTING

Installs directly to a 4" octagonal ceiling box. Suitable for sloped ceilings.

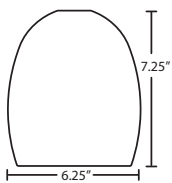
LABELS

UL or ETL Listed. Suitable for Damp Locations (interior use only).

Consult factory concerning lower wattage labeling for energy requirements.



LUCIA SHOWN IN GARNET (169741) & CARRERA (169719)



169707
OPAL MATTE



1697VM
VANILLA MATTE



169780
AMBER MATTE



1697HN
HONEY



169718
AMBER CLOUD



1697CE
CEYLON



169786
BLUE CLOUD



For ordering information, see next page

All dimensions provided are nominal. Allowance must be made for dimensional tolerance in handcrafted glasses.

REV 10/14



LUCIA

120V PENDANTS

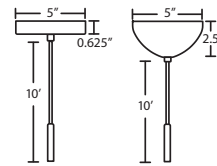
ORDERING:

CONNECTION	GLASS OPTIONS	LAMP OPTIONS	METAL FINISH	OPTIONS
Cord Fixture	169707 Opal Matte	(blank) 75W A19 Incan	BR Bronze	L 15' cord
1JC 1 Lt. Dome	169718 Amber Cloud	F1 18W TBX 120V	SN Satin Nickel	LW Low wattage labeling
1JT 1 Lt. Flat	169719 Carrera	O1 18W TBX 277V		
	169741 Garnet	GU24 18W GU24 120V		
Cable Fixture	169780 Amber Matte	LED 10W LED 120V, dimmable		
1KX 1 Lt. Dome	169786 Blue Cloud			
	1697CE Ceylon			
Stem Fixture	1697HN Honey			
1TT 1 Lt. Flat	1697VM Vanilla Matte			

Ex. 1JC-169741-SN
Lucia Pendant w/ Garnet Glass,
Satin Nickel Finish

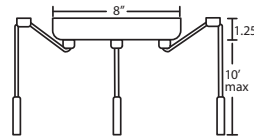
PENDANT OPTIONS:

MONOPOINT PENDANT CANOPY



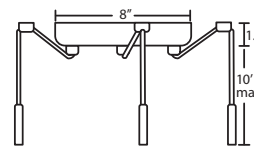
- Flat or Dome Canopy styles. Dome style allows adjustment without cutting cord.
- Suitable for sloped ceilings
- Cord: 10' SVT, 5" sleeve at socketholder (V Series utilizes SJT-type)
- Bronze or Satin Nickel

3BB or 3JB 3 LIGHT LINEAR CANOPY



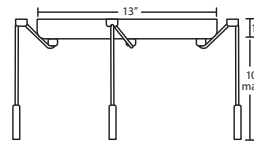
- 2x stemhooks included
- Suitable for sloped ceilings
- Cords: 10' SVT, 5" sleeve at socketholder
- Bronze or Satin Nickel

3BC or 3JC 3 LIGHT ROUND CANOPY



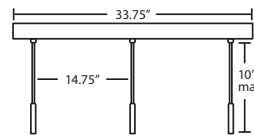
- 3x stemhooks included
- Suitable for sloped ceilings
- Cords: 10' SVT, 5" sleeve at socketholder
- Bronze or Satin Nickel

3BW or 3JW 3 LIGHT LARGE ROUND CANOPY



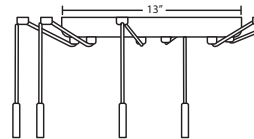
- 3x stemhooks included
- Suitable for sloped ceilings
- Cords: 10' SVT, 5" sleeve at socketholder
- Bronze or Satin Nickel

3BV or 3JV 3 LIGHT BAR CANOPY



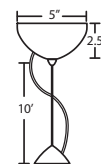
- Some offset installation possible
- Suitable for sloped ceilings
- Cords: 10' SVT, 5" sleeve at socketholder
- Bronze or Satin Nickel

6BC or 6JC 6 LIGHT ROUND CANOPY



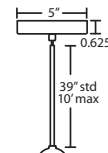
- 6x stemhooks included
- Suitable for sloped ceilings
- Cords: 10' SVT, 5" sleeve
- Bronze or Satin Nickel

CABLE-HUNG PENDANT



- 1x 10' aircraft-quality stainless steel cable
- Suitable for sloped ceilings
- 1x lampholder
- 4-pin CFL options available
- Cord: 10' AWM-type provided
- Bronze or Satin Nickel

STEM PENDANT



- Swivel at canopy, suitable for sloped ceilings
- Includes telescoping section plus 4 connectable stem sections, (1x 3', 1x 6', 1x 12', 1x 18"), 10' max
- Bronze or Satin Nickel

LED 120V PENDANTS:

- Internal driver integrated in the lamp, GU24 base
- Total power of only 10 watts
- Dimmable with a standard dimmer
- Rated life: 30,000 hours
- Frosted acrylic diffuser
- 800 lumens
- CCT: 2800° Kelvin
- CRI: 80+

ACCESSORIES:

ADDITIONAL STEM SECTIONS:

Additional connecting stems are available to increase overall length, up to 10' max. Telescoping adjustable section allows up to 3" movement.

T20A-SN or T20A-BR	Adj. Section
T203-SN or T203-BR	3" Section
T206-SN or T206-BR	6" Section
T212-SN or T212-BR	12" Section
T218-SN or T218-BR	18" Section

LONGER CORD LENGTHS:

Longer cord length of 15' available. Add an "L" to the end of the item number, i.e. 1JC-169707-SNL.

CORD SLEEVES:

If concealing the cord is desired, order our 0.25" dia. metal sleeves. Each sleeve is 18" long and may be field cut.

T118-SN	Satin Nickel
T118-BR	Bronze

STEMHOOKS:

Suspension hooks allow cord drops to be placed wherever desired. Suitable for sloped ceilings.

T103BR	Bronze
T103SN	Satin Nickel

HOW TO ORDER A MULTILIGHT FIXTURE

To order, simply place the 3 character multilight code (*shown to the right*) as the cord fixture option:

Example: 3BC-493007-SN
3 Light round, Copa Opal glass, Satin Nickel finish

Project Information: