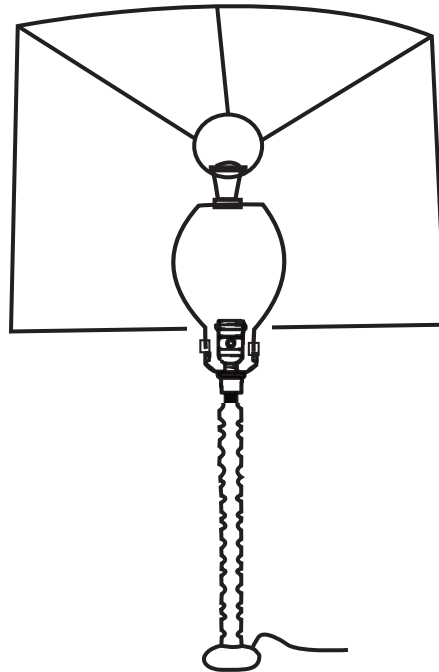


**MOE'S**  
home collection

## **ASSEMBLY INSTRUCTIONS.**

**GWEN FLOOR LAMP HONEY BROWN**

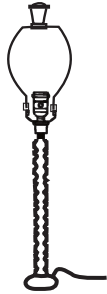
**DD-1050-21**



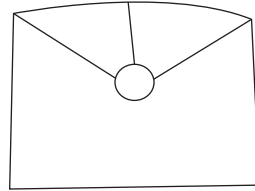
THANK YOU FOR YOUR PURCHASE!

## Components in the box:

(1) Lamp Base - Part 1



(1) Lamp Shade - Part 2



## Assembly Instruction:

- Remove the Uno Ring (A) From the Light Socket by unscrewing it counter clockwise
- Align & place the Lamp Shade (B) on top of the Light Socket
- Secure the Lamp Shade (B) by tightly Screwing the Uno Ring (A) back into place.

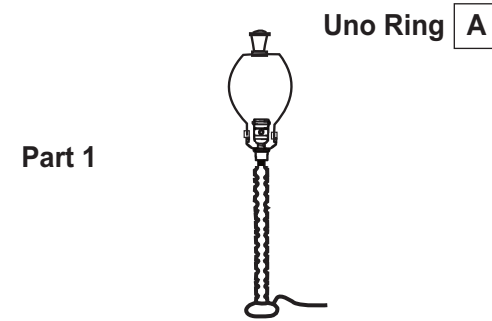
## Care and use instruction:

Wipe clean with a soft, dry cloth.  
Do not use harsh chemicals.

## NOTES.

Thank you For purchasing this quality product! Be sure to check all packing material carefully for small part that may have come loose inside the carton during shipping.

## STEP 1.



## STEP 2.

