



# SPEZZA 7

120V PENDANTS

location:  
**DAMP**

## SPECIFICATIONS:

### DESCRIPTION

Cord-hung or stem-mount pendant with wireform diffuser.

### LAMPING

**Standard:** 100W A19 120V incandescent, suitable for dimming, not included.

**Edison:** 40W Edison Filament Medium-based, 120V, lamp included.

**Plumen:** 9W Plumen CFL Medium-based, 120V, lamp included.

### DIFFUSER

Shade shall be wireform metal of various decors. 8" Dia. x 7.25" H

### SUSPENSION

**Cord-hung:** 10' SVT-type cord, complete with 5" decorative sleeve at the socketholder. Jacket coordinates with metal finish. Available on 1, 3 or 6 light canopies, shown on next page. Plated stamped steel construction. Bronze or Satin Nickel.

**Stem-mount:** 4 connectable stem sections (3", 6", 12" and 18" lengths), 10' max. 5" Dia. canopy (with swivel) and stem sections are plated steel. Bronze or Satin Nickel.

### MOUNTING

Installs directly to a 4" octagonal ceiling box. Suitable for sloped ceilings.

### LABELS

UL or ETL Listed. Suitable for Damp Locations (interior use only).

Consult factory concerning lower wattage labeling for energy requirements.



SPEZZA 7 SHOWN IN SATIN NICKEL WITH EDISON LAMP & BRONZE

Project Information:

**For ordering information, see next page**

All dimensions provided are nominal.  
Allowance must be made for dimensional tolerance in handcrafted glasses.

REV 4/14



SPEZZA 7

120V PENDANTS

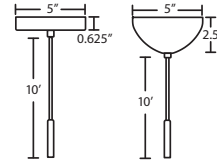
ORDERING:

CONNECTION	GLASS OPTIONS	LAMP OPTIONS	METAL FINISH	OPTIONS
Cord Fixture	<b>SPEZ07</b> Spezza 7	(blank) 100W A19 Incan	<b>BR</b> Bronze	<b>L</b> 15' cord
<b>1JC</b> 1 Lt. Dome		<b>EDI</b> 40W Edison	<b>SN</b> Satin Nickel	<b>LW</b> Low wattage labeling
<b>1JT</b> 1 Lt. Flat		<b>PLU</b> 9W Plumen		
Stem Fixture				
<b>1TT</b> 1 Lt. Flat				

Ex. **1JT-SPEZ07-SN**  
Spezza 7 Pendant w/ Satin Nickel Finish

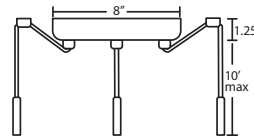
PENDANT OPTIONS:

MONOPOINT PENDANT CANOPY



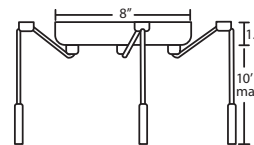
- Flat or Dome Canopy styles. Dome style allows adjustment without cutting cord.
- Suitable for sloped ceilings
- Cord: 10' SVT, 5" sleeve at socketholder (V Series utilizes SJT-type)
- Bronze or Satin Nickel

**3BB or 3JB** 3 LIGHT LINEAR CANOPY



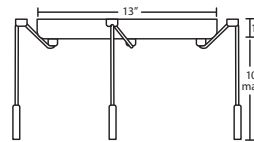
- 2x stemhooks included
- Suitable for sloped ceilings
- Cords: 10' SVT, 5" sleeve at socketholder
- Bronze or Satin Nickel

**3BC or 3JC** 3 LIGHT ROUND CANOPY



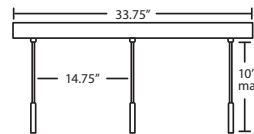
- 3x stemhooks included
- Suitable for sloped ceilings
- Cords: 10' SVT, 5" sleeve at socketholder
- Bronze or Satin Nickel

**3BW or 3JW** 3 LIGHT LARGE ROUND CANOPY



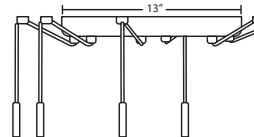
- 3x stemhooks included
- Suitable for sloped ceilings
- Cords: 10' SVT, 5" sleeve at socketholder
- Bronze or Satin Nickel

**3BV or 3JV** 3 LIGHT BAR CANOPY



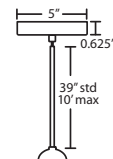
- Some offset installation possible
- Suitable for sloped ceilings
- Cords: 10' SVT, 5" sleeve at socketholder
- Bronze or Satin Nickel

**6BC or 6JC** 6 LIGHT ROUND CANOPY



- 6x stemhooks included
- Suitable for sloped ceilings
- Cords: 10' SVT, 5" sleeve
- Bronze or Satin Nickel

STEM PENDANT



- Swivel at canopy, suitable for sloped ceilings
- Includes telescoping section plus 4 connectable stem sections, (1x 3", 1x 6", 1x 12", 1x 18"), 10' max
- Bronze or Satin Nickel

ACCESSORIES:

ADDITIONAL STEM SECTIONS:

Additional connecting stems are available to increase overall length, up to 10' max. Telescoping adjustable section allows up to 3" movement.

<b>T20A-SN</b> or <b>T20A-BR</b>	Adj. Section
<b>T203-SN</b> or <b>T203-BR</b>	3" Section
<b>T206-SN</b> or <b>T206-BR</b>	6" Section
<b>T212-SN</b> or <b>T212-BR</b>	12" Section
<b>T218-SN</b> or <b>T218-BR</b>	18" Section

LONGER CORD LENGTHS:

Longer cord length of 15' available. Add an "L" to the end of the item number, i.e. 1JC-169707-SNL.

CORD SLEEVES:

If concealing the cord is desired, order our 0.25" dia. metal sleeves. Each sleeve is 18" long and may be field cut.

<b>T118-SN</b>	Satin Nickel
<b>T118-BR</b>	Bronze

STEMHOOKS:

Suspension hooks allow cord drops to be placed wherever desired. Suitable for sloped ceilings.

<b>T103BR</b>	Bronze
<b>T103SN</b>	Satin Nickel

HOW TO ORDER A MULTILIGHT FIXTURE

To order, simply place the 3 character multilight code (*shown above*) as the cord fixture option:

Example: **3BC-493007-SN**

3 Light round, Copa Opal glass, Satin Nickel finish - pg. 63 of the catalog

Project Information: